

PRODUÇÃO TÉCNICO CIENTÍFICA
DO IPEN
DEVOLVER NO BALCÃO DE
EMPRÉSTIMO

Munata

OP

IDENTIFICATION OF IRIS REACTOR TRANSIENTS WITH SELF-ORGANIZED MAPS

Benedito Dias Baptista Filho¹, Antonio Carlos de Oliveira Barroso²

¹Instituto de Pesquisas Energéticas e Nucleares - IPEN-CNEN/SP, Av. Prof. Lineu Prestes, 2242 Cidade Universitária 05508-900, São Paulo, SP, Brasil (bdbfilho@net.ipen.br)

²Comissão Nacional de Energia Nuclear - CNEN, Rua General Severiano, 90 - Botafogo 22290-901, Rio de Janeiro, RJ, Brasil (barroso@cnen.gov.br)

Abstract – Artificial Neural Networks (ANN) are powerful tools that can be used to solve many of the Nuclear Engineering (NE) surveillance and diagnostic needs, in special those of the next generation of nuclear energy systems. IRIS, the International Reactor Innovative and Secure, is an Integrated Primary System Reactor (IPSR) with innovative features that can meet many of the requirements set forth in the Generation IV Roadmap Study coordinated by the US Department of Energy (DOE). The IPSR concepts are characterized by the inclusion of the entire primary system within a single pressure vessel, including the steam generators and pressurizer. This paper presents a possible solution for the transients classification and identification that can be used to develop tools to help the safe operation of IRIS. The approach studied in this paper is based on self-organized maps (SOM). The initial results have shown that the use of SOM is quite promising in the identification of initiating transients of the IRIS reactor.*

I. INTRODUCTION

Nuclear engineers are working on the development of new reactors concepts that can fulfill requirements such as those defined by the Generation IV International Forum (GIF) for the Nuclear Energy supply systems of the future [1]. IRIS is an international cooperation effort to design a nuclear energy system capable of meeting many of these requirements. Westinghouse started the conceptual design of this new reactor to answer a DOE request under the NERI program. IRIS takes full advantage of its integral configuration to implement a safety by design approach [2] to meet challenging safety goals. Even with the principle of "safety by design" and the complementary "safety features" provided in the design, further analysis and creative tools have to be considered to demonstrate that its "paramount safety" stands up among the other recent reactor concepts. In recognizing this aspect, every possible source of "safety vulnerability" has to be addressed and adequately coped with [3]. One of the most critical aspect connected with this concern is related to human factors and, certainly, any effective solution to work with human factors involves information and knowledge. Safety by design and the safety barriers recommended by the principle of defense in depth can eliminate some and attenuate many of the consequences of human factors in the operations, but to

really cope with this vulnerability, one must recognize that safe operation will require the use of the most modern tools to provide "good information" for the operation team.

This paper presents a promising solution for transient classification and identification, that can be used to develop operator supporting tools to help the safe operation of IRIS. The approach is based on self-organized maps (SOM) operating on-line with the reactor. This kind of representation can allow to the operator to watch how a given transient is evolving with respect to its severity, as the time path of the activated units is migrating towards the border of a new class of transients.

The central idea is the identification and classification of a specific transient behavior in its early stage, allowing to the operator to be concentrated in other tasks and able to react as necessary. A reasonable set of transient simulations, described in terms of the time history of nine key process variables, was used to test the proposed SOM approach. Although the project is in an exploratory phase to dimension the amount of efforts, preliminary results obtained have shown that the use of this technique served its purpose in identifying different operational transients of the IRIS reactor.

II. IRIS DESCRIPTION

IRIS is a modular, integral, light water cooled, medium power (335 MWe/module) reactor which addresses the requirements of proliferation resistance, enhanced safety, improved economics and waste

* This paper was presented and published in the proceedings of the GENES4/ANP2003 meeting in Kyoto, Japan, Sept.15-19, 2003. The Global 2003 organizers invited its presentation at this meeting for the benefit of those unable to attend a meeting in the Far East

reduction. The technical characteristics of IRIS are discussed in detail in references [4-9]. Its "safety by design" approach, where accidents are "designed out" to the maximum extent possible, instead of engineering how to cope with their consequences is presented in [2].

The 6.78m outside diameter by 21.4m in height IRIS integral vessel houses the reactor core, its support structures, upper internals, eight steam generators, internal shields, pressurizer and heaters, and eight reactor coolant pumps (Fig.1). Hot coolant rising from the reactor core to the top of the vessel is pumped into the steam generators annulus. The integral vessel configuration is essential to the safety by design approach as shown in [9] and thus it is key to satisfy the enhanced safety requirement.

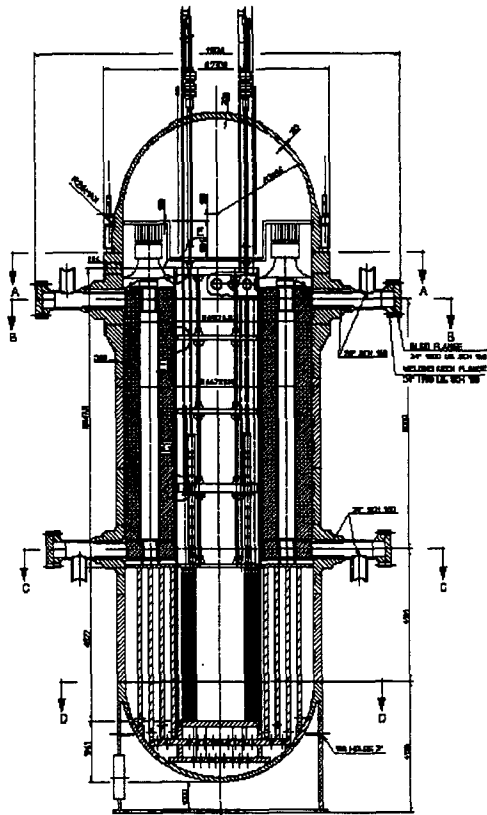


Fig.1 IRIS: Integrated Primary Systems.

III. SELF-ORGANIZED MAPS

Self-Organized Maps are artificial neural networks with a single layer where the units are placed in a 1-D or 2-D grid. In the 2-D SOM, the units are placed in a square or hexagonal lattice (Fig.2). The training of the SOM is based on the competitive learning concept: units compete with each other to be activated when a specific pattern is presented and the result is that just a single unit is really

active at a given moment. The original idea of the competitive learning –winner takes all– was proposed in 1958 by Rosenblatt [10] but the most general model was developed in the 80's by Teuvo Kohonen [11].

The principle of the topographical maps formation, as formulated by Kohonen is: the spatial location of an output unit in a topographical map corresponds to a domain or peculiar feature extracted from the input space. This concept reproduces one of the features of the brain: the organization of the sensorial inputs in the higher planes, represented by topographical maps. The units in this grid are assigned to specific features of the input, producing topographical maps related to specific classes of patterns, i.e., the spatial locations of the units are indicative of the statistical features of the input patterns. These indications can be seen as a non-linear generalization of the Principal Component Analysis.

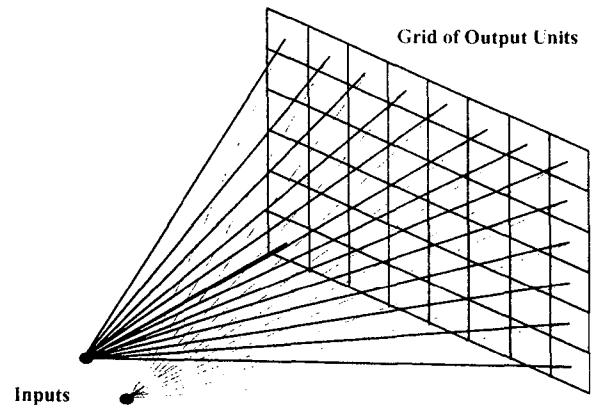


Fig.2 2-D SOM.

In the SOM there are not any known or desired output. The objective of the network is to search similarities among patterns and to promote the classification of the input data into groups, in a non-supervised learning method. An incoming pattern triggers a competition among the units and the winner weights are updated to become more close to the input pattern. These maps are such that, patterns close to that which have previously activated one unit, will either activate the same unit or one of its neighbors. The winner unit is the one whose weights vector is the closest to the input pattern, based on a Euclidean distance. There are lateral communications between the units in the grid, which obey a neighborhood function, usually represented by a Gaussian like function:

$$V_{j,j^0}(n) = \exp \left(- \frac{\|r_j - r_{j^0}\|^2}{2 \sigma^2(n)} \right) \quad (1)$$

where j^0 indicates the winner unit: $\|r_j - r_{j^0}\|$ is the Euclidean distance between the unit j and the winner unit.

$\sigma(n)$ defines the width of the neighborhood, which starts as wide as possible and decreases with increasing n , i.e., with training:

$$\sigma(n) = \sigma_0 \exp\left(-\frac{n}{\tau_\sigma}\right) \quad (2)$$

The weights are updated according with:

$$w_j(n+1) = w_j(n) + \eta(n)[x(n) - w_j(n)] \quad (3)$$

where $x(n)$ is the input vector. The learning rate, η , varies as a function of the distance between the unit j and the winner unit (by the V function) and as function of the time (n):

$$\eta(n) = \eta_0 \exp\left(-\frac{n}{\tau_\eta}\right) V_{j,j^*}(n) \quad (4)$$

SOM is an excellent tool for the exploratory phase of data analysis. It projects the input space into prototypes of lower dimensionality, i.e., into 1-D or 2-D regular-in-shape grids that can be used to explore the data features. "Visualization" is the first step in the pattern classification, and it is completely done by SOM in a unsupervised mode. In this step only qualitative features of the input data can be obtained. "Selection" is the "extraction" of the characteristics. The next step is "classification," when the selected characteristics of the input data are assigned to individual classes. It is known that, in the pattern classification phase, the performance is improved if the "selection" is followed by a supervised classification, i.e., it is convenient the use of an "adaptive pattern classifier." In this work we have used the learning vector quantization (LVQ) scheme proposed by Gersho and Gray, 1992 [12]. This scheme considers that the SOM results in approximations of the Voronoi vectors. After the convergence phase, each cell is assigned to a specific class according to its response, in terms of distance, to a specific input. The classification is effected in the supervised training phase as follows:

- ✓ consider that $\{w_j\}$ represents the set of Voronoi vectors and that $\{x_i\}$ is the set of input vectors;
- ✓ find the Voronoi vector, w_c , closest to the input x_i ;
- ✓ compare the Voronoi vector associated class, \check{c}_{wc} with the input class, \check{c}_{xi} and update the weights:
- ✓ if $\check{c}_{wc} = \check{c}_{xi}$ then

$$w_c(n+1) = w_c(n) + \alpha(n)[x_i - w_c(n)] \quad (5)$$

- ✓ if $\check{c}_{wc} \neq \check{c}_{xi}$ then

$$w_c(n+1) = w_c(n) - \alpha(n)[x_i - w_c(n)] \quad (6)$$

the remaining vectors are not updated, i.e., they remain as they were at the end of the SOM unsupervised training.

IV. TRANSIENT DATA AND SYSTEM CONCEPT

As any nuclear reactor, IRIS can be subjected to different kinds of transients. In this paper only few of them are considered: positive and negative step load changes; ramp load variations; spurious SCRAM; inadvertent relief valve opening; and an artificially large step of 50% of full power. Together with these transients, the training data set contains several steady state conditions patterns from 30% to 105% of full power.

The response of the reactor systems to each one of these transients depends on the control system, which is being developed. At this early stage of development, when the control architecture and parameters are not optimized, simplified models are good enough to provide basic data to characterize IRIS behavior. Reference [13] describes the simplified tools that produced the data used in this paper and also presents results for many transients. Fig.3 illustrates the pressure response for a negative power step of 10% from full power.

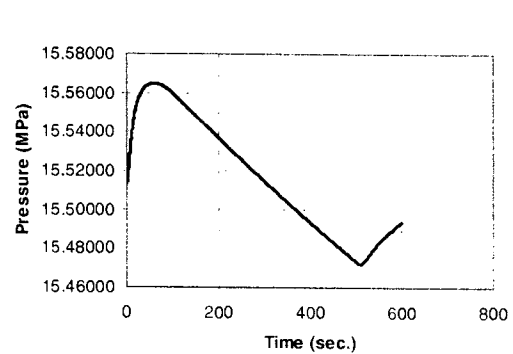


Fig.3 Step Load of -10%: Pressure Response IRIS.

The Transient Identification System (TIS) was conceived considering that few variables can characterize a single transient. For instance one can consider the reactor and the secondary system power; the temperature at different points; and the pressurizer pressure, temperature and water level. The central idea is to provide a system, based on self-organized maps, able to identify which kind of transient is happening in its early beginning. The system will have a buffer to collect data for few seconds of the main variables, which will be the input for the SOM. It is expected that TIS' screen will light a single cell, previously assigned to a kind of transient that is in course. The diagram of Fig.4 defines the basic idea of TIS. In a next step the system will be improved with a new screen with a continuous boundary for each transient class. In this final version the location of the lighted cell will represent the status of the reactor

plant. i.e., if the plant is in a specific power level at steady state; or if it is being submitted to a slow transient; if it is undergoing a fast transient; or in the beginning of any kind of abnormal event.

Although we have tested two different-size buffers with different acquisition times, the data used in the paper was limited only to the results for a twenty-seconds buffer, containing data of the first two minutes of each transient beginning. Nine variables were selected: 1)

reactor power, 2) SG's power, 3) core outlet temperature, 4) riser mean temperature, 5) SG mean temperature, 6) downcomer temperature, 7) primary system pressure, 8) pressurizer temperature, and 9) pressurizer water level. It was used a sampling interval of 2 seconds (0.5 Hz) during 120 seconds for each transient. Fig.5 illustrates, for two variables, a "six-period" buffer sequence for 30 different transients used in initial tests. These transients are defined in Table I.

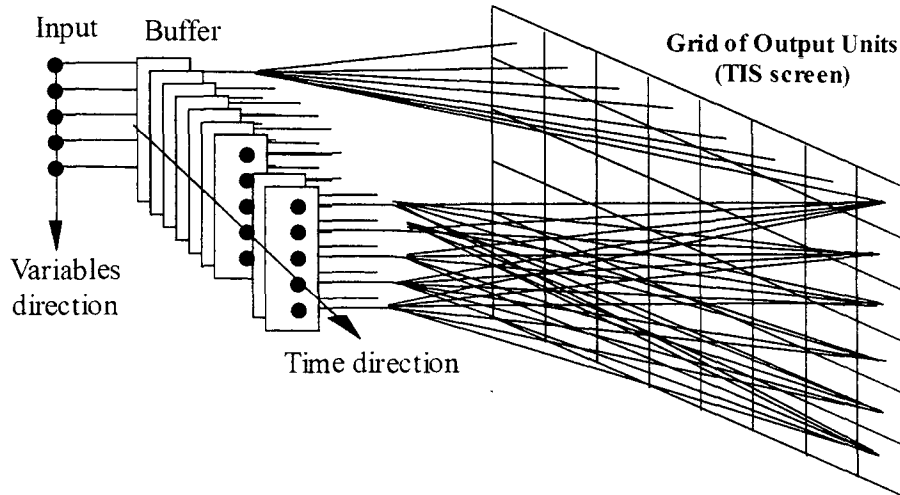


Fig.4 Transient Identification System based on SOM.

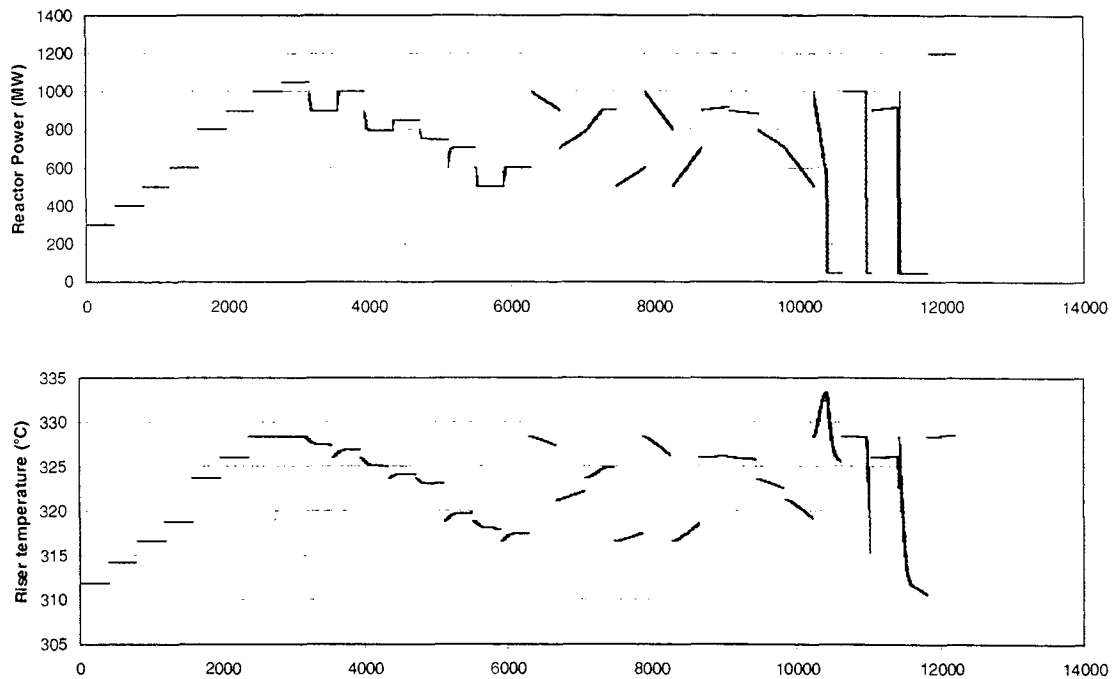


Fig.5 Six seconds of variables behavior for the 42 transient patterns.

TABLE I – TRANSIENT LIST.

Normal Transients			
1	30% Steady state	17	100% Ramp -5%/min
2	40% Steady state	18	70% Ramp +5%/min
3	50% Steady state	19	80% Ramp +10%/min
4	60% Steady state	20	50% Ramp +5%/min
5	80% Steady state	21	100% Ramp -10%/min
6	90% Steady state	22	50% Ramp +10%/min
7	100% Steady state	23	90% Ramp +1%/min
8	105% Steady state	24	90% Ramp -1%/min
9	100% → Step -10%	25	80% Ramp -5%/min
10	90% → Step +10%	26	70% Ramp -10%/min
11	90% → Step -10%	Abnormal Transients	
12	80% → Step +5%		
13	80% → Step -5%	27	100% → Step -50%
14	60% → Step +10%	28	Safety Valve Opening
15	60% → Step -10%	29	90% Small LOCA
16	50% → Step +10%	30	100% SCRAM

As a very initial approach, the data was normalized only with respect to each variable value, although a pattern normalization may be necessary to improve the classification performance, considering each buffer content: this approach will be taken in a future step of the present work.

To test the SOM capability, a network with a 10x10 square array was selected and trained in the unsupervised mode for 2000 époques¹. The objective of this test was to verify TIS ability to make clear distinction between three kinds of operating conditions: steady-state, ramp transients and step transients. After this initial training the sensibility of each cell of the SOM was tested and assigned to the "most closest transient class", defining the Voronoi vectors. This "most closest class" refers to the shortest Euclidean distance of the cell to the input: the shortest distance to a specific class assigns the class name of the input to the cell class. After associating each cell to a class, TIS was submitted to the supervised vector quantization process for new 500 époques. Fig.6 illustrates the TIS screen showing the sensibility of each cell to a specific transient class, considering the three classes: 1- Steady state, 2- Ramp, and 3- Steps.

After training TIS was tested in the monitoring mode showing what cell lights when a specific transient is presented. In this test, each transient was presented as a set of 52x9x10 data (52 buffer contents of 9 variables by ten acquisition periods). Each acquisition period was 2 seconds, what means a total of 104 seconds for each transient. The total number of patterns (full buffers) was 1352.

Fig.7 illustrates the sequence of cells lighted for few examples. The steady-state conditions –from 30% to

105% of full power– are represented by blue-cells.

Observe that the slow ramp transients are characterized by the continuous alternation of the lighted cell and the step transients are represented by almost straight "jumps".

Two important features were observed: sometimes one cell lights for more then one transient class, and many cells never lights at all. These features can be associated with the sensitivity analysis method based only on the Euclidean distance: the Voronoi vectors produced in this way may be the root cause. To investigate this problem a new method to the sensitivity analysis was devised: the cells class association was done in terms of "frequency of activation", i.e., the cell is assigned to the class that most frequently lights it. Fig.8 show the results for a 20x20 network.




Fig.6 TIS screen: Class sensibility for the first test.




Fig.7 TIS screen: Monitoring mode.

¹ Époque is a single presentation of the complete training set.




Fig.8 20x20 TIS screen: Sensitivity by frequency.

In respect to the "never lighted cells," the "blue-cells" with a "0" class association in Fig.8, they did not "win" for any input pattern of the training set. Although these cells can respond to new patterns, they were not associated with any one of the first three classes. It is interesting to note that these cells have occurred almost always as a separation layer between cell classes. Fig.9 shows the class association based on the sensitivity-by-distance: where every cell is associated with one of the three classes.




Fig.9 20x20 TIS screen: Sensitivity by Distance.

Results for few transients supervised by TIS after its training and quantization in the "sensitivity-by-frequency

approach" are illustrated in Fig.10. All of the steady-state patterns of Table I were analyzed and the corresponding cells associated with each one of them are presented in Fig.10, showing its alignment in a diagonal pattern. Also the sequence of cells lighted in the first 104 seconds of the negative 10% power step from full power (Table I, N.9) is represented by the brown line at left. The ramp up transient from 50% of power at a rate of 5%/min (Table I, N.20) is represented by the light-blue line at right, also for the first 104 seconds of the transient, which corresponds to the early beginning of a transient.

Although Fig.10 presents few results, every transient was analyzed showing that: a) each cell assignment to a specific class was correct; the initial phase of each transient followed trajectories within its correspondent class region; and, b) the step transients, characterized by "almost straight" trajectories within the "map," can be differentiated from the ramp transients not only because of its different colored regions, but also because ramp transients follow very sinuous lines, in a continuous alternation from cell to cell.

Patterns not present in the training set also were tested. One of these tests was the steady power operation at the level of 70%. It was observed that a "blue-cell," i.e., a cell without a previous class association was lighted when this pattern was presented (see bottom of Fig.10). Although "not-previously-classified," this cell is within a "class-two" region (see Fig.9) and out of the "diagonal region of the steady-state cells," what confirm the initial doubt and means that a more extensive training, in terms of the patterns training set, may be needed. The case at hand seems to indicate that we need a finer training set in terms of different power level steady-states.




Fig.10 TIS screen: Typical response to different patterns.

The results above showed that this unexpected behavior was not observed when the sensitivity analysis method based on the Euclidean distance and that the Voronoi vectors produced in this way can be used without any doubt. A new training with the complete set of data of Table I was performed, now considering four classes of data: 1) steady-state, 2) ramp transients, 3) steps, and 4) abnormal transients. The transient classification process had generate the topographic map showed in Fig.11. Fig.12 illustrates the TIS behavior when subjected to many different transients.




Fig.11 20x20 TIS screen: Sensitivity by Distance.

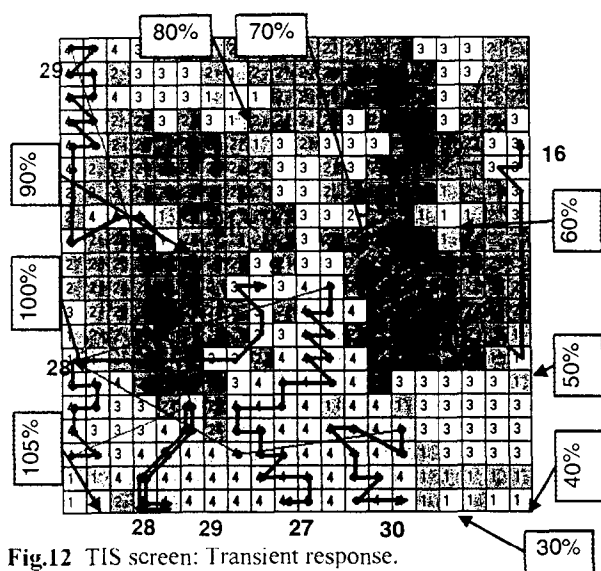


Fig.12 TIS screen: Transient response.

The steady-state conditions of Table I were illustrated in Fig.12 by "white-cells" with the percentage of power indicated in the blue-boxes. The 70% of power condition, not present in the training set, was represented in a yellow cell. Although this condition was internally represented in a previously class-2 cell (defined by ramp transient data), its position was coherent with all other steady-state conditions. This fact indicates that the ramp transients may represent only a sequence of quasy-steady-state conditions. Now the positioning of the steady-state conditions was in a round counter-clockwise array.

Once again the behavior of ramp transients was characterized by the frequent alternation of cells lightning while the step transients was represented by almost straight jumps. Most of the abnormal transients were characterized by the initial alternation of cells followed by an abrupt jump to a distant region; the exceptions were the SCRAM (transient N. 30) and the 50% Step (N. 27). It was evident that these jumps represent the abrupt power change due the sudden power mismatch in the early beginning of the transients.

The most remarkable observation is that TIS may be able identify a transient type in its early beginning.

V. CONCLUSIONS

Although the work is in an exploratory phase, the preliminary results reached up to now shows that a TIS concept based on SOM, looks very promising. Its capability in identifying different kinds of transients, specially normal from abnormal transients, was demonstrated. Also the tests performed were sufficient to show the different behavior of ramp and step transients identified by TIS.

It was possible to observe that the behavior of a reactor under operational transients is characterized by relatively slow processes. This observation can indicate the convenience of using a minimum number of classes to TIS architecture: two classes to separate normal from not normal events may be a good solution.

This initial work tried to evaluate the potential of the concept and to uncover the main problems to be solved. As an example, it was observed that most of the time of quicker transients, as steps and abnormal transients, contains information identical as that of ramp transients, when the reactor is approaching a steady-state condition, this fact can produce erroneous cells class association. A possibility to deal with this problem is to provide training only during the very short periods necessary to identify the transient class.

Two different grid sizes were tested but it is too early to conclude anything about the grid size: it is expected that greater the size, greater the number of unused cells. It also can be expected that hexagonal grids may improve TIS effectiveness. It is also important to analyze the effect

of "buffer content normalization," a task considered important to improve SOM performance. Different sets of variables also must be tested. Another important step will be the development of an algorithm to associate the irregular map to a regular regions transition map.

NOMENCLATURE

ANN – Artificial Neural Network
DOE – US Department of Energy
GIF – Generation IV International Forum
I-NERI – International Nuclear Energy Research Initiative
IPSR – Integrated Primary System Reactor
IRIS – International Reactor Innovative and Secure
LVQ – Learning vector quantization
NE – Nuclear Engineering
PCA – Principal Component Analysis
SCRAM – "Safety Control Rod Axe Man": the sudden shutting down of a nuclear reactor
SG – Steam Generator
SOM – Self-Organized-Map
TIS – Transient Identification System.

REFERENCES

1. Department of Energy, Office of Nuclear Energy, Science and Technology, "GENERATION FOUR - Nuclear Energy Systems, <http://gen-iv.ne.doe.gov/>, 2002.
2. CARELLI, M. D., et al, "Safety by Design: A New Approach to Accident Management in the IRIS Reactor," IAEA International Seminar on Status and Prospects for Small and Medium sized Reactors, Cairo, Egypt, May 27-31, 2001.
3. PACKER, C., "A Framework for the Organizational Assumptions Underlying Safety Culture," annals of the International Safety Conference on Safety Culture in Nuclear Installations (IAEA), Rio de Janeiro, December 2-6, 2002.
4. CARELLI, M. D., et al., "IRIS, International New Generation Reactor." Proceedings of the 8th International Conference on Nuclear Engineering, Baltimore, USA, April 1-5, 2000.
5. CARELLI, M. D., et al. "IRIS Reactor Development," Proceedings of the 9th International Conference on Nuclear Engineering, Nice, France, April 8-12, 2001.
6. CARELLI, M. D., et al, "Trade-off Studies for Defining the Characteristics of the IRIS Reactor Core," 16th International Conference on Structural Mechanics in Reactor Technology, Washington, USA, August 12-17, 2001.
7. PETROVIC, B. et al, "International Collaboration and Neutronic Analyses in Support of the IRIS Project," Trans. Am. Nucl. Soc. 83, pp. 186-187 (2000).
8. ORIANI, L., et al, "Thermal Hydraulic Tradeoffs in the Design of the IRIS Primary Circuit," Proceedings of the 9th International Conference on Nuclear Engineering, Nice, France, April 8-12, 2001.
9. CONWAY, L. E., et al, "Simplified Safety and Containment Systems for the IRIS Reactor." Proceedings of the 9th International Conference on Nuclear Engineering, Nice, France, April 8-12, 2001.
10. ROSENBLATT, F., 1958, "The Perceptron: A probabilistic model for information storage and organization in the brain," Psychological Review, vol. 65, pp. 386-408.
11. KOHONEN, T., 1982, "Self-Organized Formation of Topologically Correct Feature Maps." Biological Cybernetics, v.43, p. 59-69. Reimpresso em Anderson e Rosenfeld (1988)..
12. GERSHO, A., and R.M. GRAY. 1992. "Vector Quantization and Signal Compression". Norwell, MA: Kluwer.
13. Barroso A.C.O., Baptista F., B. D., ARONE, I.D., MACEDO, L.A., SAMPAIO, P.A.B., MORAES, M., "IRIS PRESSURIZER DESIGN", Proceedings of ICAPP '03 (Paper 3227), Córdoba, Spain, May 4-7, 2003.



CENTRO DE ENGENHARIA NUCLEAR

CENT

IDENTIFICATION OF IRIS REACTOR TRANSIENTS WITH SELF-ORGANIZED MAPS

(GLOBAL 2003 – ANS/ENS International Winter Meeting)

Artigo Científico
PSE.CENT.DPD.008.00
ARTC.004.00

AUTOR	Rubrica	Data	VERIFICADOR	Rubrica	Data
Benedito Dias Baptista Filho		25/11/03			

APROVAÇÕES		Rubrica	Data
Chefe de Área	Benedito Dias Baptista Filho		25/11/03
Líder	Benedito Dias Baptista Filho		25/11/03
Gerente do Centro	Antonio Teixeira e Silva		27/11/03

ARQUIVO			27/11/03
---------	--	--	----------

Table of Contents



The "Atoms for Peace" Exhibit

The "Atoms for Peace" exhibit, on loan from the National Atomic Museum, Albuquerque, New Mexico, will help celebrate the 50th anniversary of U.S. President Dwight Eisenhower's Dec. 8, 1953 mandate to the United Nations, where he called for peaceful applications of the atom. Eisenhower pledged devotion of "heart and mind to find the way by which the miraculous inventiveness of man shall not be dedicated to his death, but consecrated to his life."

The exhibit will bring attendees in touch with the genius of Swiss-born Erik Nitsche, whose prodigious career spans nearly 60 years. "Atoms for Peace," first commissioned by the General Dynamics Corp. in 1955, encompasses virtually the entire sphere of visual communication. Here, portions of the original and subsequent lithographic public relations-oriented fine art depict Nitsche's interpretation of nuclear energy using modern technologies for the era. Originally created to illustrate General Dynamics' dedication to peace through scientific exploration and research, the feature posters promote use of nuclear energy worldwide and are imprinted in languages of various regions, among them English, Spanish, German, French, Hindi, Japanese, and Russian.

2003 ANS/ENS International Winter Meeting

(WITH COOPERATION FROM NEI)

Embedded Topical Meeting:

"Global 2003—Atoms for Prosperity: Updating Eisenhower's Global Vision for Nuclear Energy"

ANS Nuclear Technology Expo

November 16 - 20, 2003 • New Orleans, Louisiana
Hyatt Regency New Orleans



The National D-Day Museum

From Normandy's Beachheads to the sands of Pacific Islands, The National D-Day Museum's interactive displays and dramatic exhibits immerse you in the pivotal events of World War II.

Spend a private evening at The National D-Day Museum on Tuesday, November 18th. Information is on page 6.

Contents

2	Welcome Letter	8-9	Condensed Meeting Schedule	44	DOE Nuclear Criticality Safety Program
3	Meeting Highlights an overview of events, days and times	10	Sessions by Track	45-46	Committee Meetings
4	Meeting Officials	11-12	Sessions by Division	47-48	ANS Nuclear Technology Expo
5-6	About the Meeting important information about hotel accommodations and meeting registration	13-25	Sessions by Day	49	Contributing Organizations
6-7	Special Events conference luncheons and evening events	26-27	Condensed Meeting Schedule GLOBAL 2003		
7	Spouse/Guest Tours • A Day at Oak Alley • New Orleans Museum of Art - A Quest for Immortality • New Orleans Cemetery Tour - Day of the Dead	28-41	Embedded Topical Meeting: Global 2003 Sessions by Day		
		42	Professional Development Workshop #1: Nuclear Industry Security		
		43	Professional Development Workshop #2: Power Upgrades for Nuclear Power Plants (2 Day Workshop)		

File Last Updated: October 31, 2003

GLOBAL 2003: SESSIONS BY DAY

10:00 a.m.

Development of New Perspective Mineral-Like Waste Forms for Safety Disposal of High Level Wastes, B. Shabalin, B. Zlobenko. (IEG)

10:30 a.m.

New Orthophosphates Matrices of the NZP-Like Structure for Immobilization of Actinides, S. V. Tomilin, A. N. Lukinykh, A. A. Lizin, V. I. Spiryakov (RIAR), A. I. Oriolo (Nizhny Novgorod State Univ)

11:00 a.m.

An Experiment on Metallization of Spent Oxide-Fuel by Lithium for the Advanced Spent Fuel Storage Method Development, M. V. Kormilitsyn, A. V. Bychkov, V. S. Ishunin, M. I. Melnik (RIAR), I. S. Kim, C. S. Seo, S. W. Park (KAERI)

IRIS Safety and Control. *Session Organizers:* Philip MacDonald (INEEL), Mario Carelli (Westinghouse). *Cochairs:* Daniel Ingersoll (ORNL), Hisashi Ninokata (Tokyo Inst. of Technol)

Girod

8:30 a.m.

IRIS Safety Features and Analysis of Non-LOCA Transients and Accidents, Luca Oriani, Lawrence E. Conway (Westinghouse), Nikola Cavlina, Davor Grgic (Univ of Zagreb), Fabio Berra, Marco Ricotti (Politecnico di Milano), Gianni Ambrogi, Francesco Oriolo (Univ of Pisa)

8:55 a.m.

Development of a Coupled Containment-Reactor Coolant System Methodology for the Analysis of IRIS Small Break LOCA, Antonio Manfredini, Francesco Oriolo, Sandro Paci (Univ of Pisa), Luca Oriani (Westinghouse)

9:20 a.m.

A Plant Control System Development Approach for IRIS, R. T. Wood, C. R. Brittain, J. A. March-Leuba (ORNL), L. E. Conway, L. Oriani (Westinghouse)

9:45 a.m.

Modeling and Fault Detection and Isolation of IRIS Helical Coil Steam Generators, K. Zhao, B. R. Upadhyaya (Univ of Tennessee), R. T. Wood (ORNL)

10:10 a.m.

IRIS Preliminary PRA Analyses, David Finnicum (Westinghouse), Andrea Maioli (Polytech of Milan), Yuko Mizuno (Tokyo Inst of Technol), Jorge Vlais, Gonzalo Mendoza, Gustavo Alonso (ININ)

10:35 a.m.

Use of PRA Techniques to Optimize the Design of the IRIS Nuclear Power Plant, M. D. Muhlheim, J. W. Fletcher, II (ORNL)

11:00 a.m.

Identification of IRIS Reactor Transients with Self-Organized Maps, Benedito Dias Baptista Filho (IPEN), Antonio Carlos de Oliveira Barroso (CNEN)

THURSDAY, NOVEMBER 20, 2003, 1:00 P.M.

Coolant/Material Interactions in Advanced Reactor Systems. *Session Organizer:* Sean McDeavitt (Purdue Univ). *Cochairs:* Sean McDeavitt (Purdue Univ), George Mueller (FzK)

Magazine A

1:00 p.m.

Performance of Structural Materials in Lead-Based Reactor Coolants at Temperatures up to 800°C, Jude M. Runge, Leonard Leibowitz, Laurel A. Barnes, Alcides G. Raraz (ANL), Sean M. McDeavitt (Purdue Univ)

1:25 p.m.

Fe-Cr-Si Alloy Development for Pb-Bi Eutectic Service, J. Lim, R. G. Ballinger, P. W. Stahle (MIT)

1:50 p.m.

Corrosion of Steels in Lead-Bismuth Flow, Minoru Takahashi, Masatoshi Kondo, Naoki Sawada (Tokyo Inst Technol), Koji Hata (NDC)

2:15 p.m.

Corrosion Behavior of High Chromium Martensitic Steel in LBE, K. Aoto (JNC), Y. Nishi (CRIEPI), T. Furukawa (JNC)

2:40 p.m.

Experimental Study on Oxygen Potentials in Liquid Lead-Bismuth Eutectic, Koji Hata, Kazuyuki Hara (NDC), Minoru Takahashi (Tokyo Inst Technol)

3:05 p.m.

Overview of the CEA Program in High Temperature Gas Cooled System Technology, A. Berjon, Ph. Billot, O. Gastaldi, G. Geffraye, G. Laffont, F. Pra, F. Witters (CEA)

3:30 p.m.

Research on Molten Fluorides as High Temperature Heat Transfer Agents, D. F. Williams, D. F. Wilson, J. E. Keiser, L. M. Toth, J. Caja (ORNL)

Russian Program for Excess Materials Disposition. *Session Organizer:* Donald Spellman (ORNL). *Cochairs:* Alexandre Chebeskov (IPPE), Donald Spellman (ORNL)

Magazine B

1:00 p.m.

Experiments in Support of MOX Fuel Disposal Program in VVER, Anatoly Kochetkov, Yevgeniy Rozhikhin, Anatoly Tsiboulia (IPPE)

1:25 p.m.

Investigations of Stainless Steel Components Influence on Power Distributions in Critical Experiments, Anatoly Kochetkov, Igor Matveenko, Anatoly Tsiboulia (IPPE)

1:50 p.m.

Russian Surplus Weapons Plutonium Disposition by Using BN-600 and Vibro-Packed MOX Fuel, Toshio Funada, Norio Kawata, Takeo Kitazawa, Kiyonori Aratani, Aiji Yamato (JNC)

2:15 p.m.

BN-600 Reactor Personnel Dose Rates When Using Weapons Grade Plutonium, A. G. Tsikunov, G. N. Khokhlov, A. N. Chebeskov (IPPE)

2:40 p.m.

Cost Analysis in Russian Weapons Plutonium Disposition Program, Vladimir I. Oussanov, Alexander N. Chebeskov, Serguei V. Iougai (IPPE), Mikhail I. Zavadski (VNIPIET)

3:05 p.m.

The Development of Mobile Melt-Dilute Technology for the Treatment of Former Soviet Union Research Reactor Fuel, Thad Adams, Harold Peacock, Don Fisher, Doug Leader, Robert Sindelar, Natraj Iyer (Westinghouse SRC), Dave Sell, Ken Allen, Ken Marsden, Joe Mitchell, Mitch Meyer, Eric Howden (ANL)

3:30 p.m.

Use of Downblending Technology to Convert High Enriched Uranium to Low Enriched Uranium at BWX Technologies Nuclear Products Division, Christa Boman Reed, William D. Cutchins (BWX Technol)

Nonclassical Fission Reactor Concepts—II: Methodology. *Session Organizer:* Samim Anghaie (Univ of Florida). *Cochairs:* Jean-Marie Loiseaux (LPSC), Samim Anghaie (Univ of Florida)

St. Charles A

1:00 p.m.

Benchmark of Dynamic Simulation Tools for Molten Salt Reactors, M. Delpech (CEA), S. Dulla (Politecnico di Torino), C. Garzenne (EdF), J. Kophazi (Budapest Univ of Technol and Economics), J. Krepel (FzR), C. Lebrun (CNRS), D. Lecarpentier (EdF), F. Mattioda (ENEA), P. Ravetto (Politecnico di Torino), A. Rineiski, M. Schikorr (FzK), M. Szieberth (Budapest Univ of Technol and Economics)

1:30 p.m.

Development and Verification of the SIMMER-III Code for Molten Salt Reactors, Shisheng Wang, Andrei Rineiski, Werner Maschek (FzK)

2:00 p.m.

Preliminary Study on ADSR by Using FFAG Accelerator in KUCA, Cheol Ho Pyeon, Yoshiyuki Hirano, Tsuyoshi Misawa, Hironobu Unesaki, Seiji Shiroya (Kyoto Univ)

2:30 p.m.

Molten Salt Reactors: Chemistry of Fuel Salt and Fuel Salt Cleanup, Eric Walle (EdF), J. Finne, G. Picard, S. Sanchez (LECA), O. Conocar, J. Lacquement (CEA)



GLOBAL 2003

ANS/ENS International Winter Meeting • New Orleans, Louisiana • November 16-20

Scope • Committees and Sponsors • Special Events
Info for Authors • Call for Papers

GLOBAL 2003 Conference Scope

The GLOBAL series of conferences on future nuclear energy systems and their fuel cycles concluded its fifth successful event in Paris, September 2001. At that time, the International Organizing Committee decided to hold the next conference in New Orleans, Louisiana, as an embedded topical meeting of the joint ANS/ENS Winter Meeting in 2003. All ANS/ENS participants will be welcome to attend the GLOBAL sessions.

The GLOBAL 2003 conference encourages submission of papers on new nuclear systems that are in various stages of conceptualization, research, development, demonstration and early application. Examples are research activities that evolve from the current Generation-IV initiative and results of ongoing nuclear waste transmutation research and development. This will also be an excellent opportunity for reviews and discussion of significant national decisions and policies affecting the future of nuclear energy. These national reviews include progress on establishing national waste repositories, requirements for an acceptable nonproliferation regime for an advanced nuclear fuel cycle and national plans for expanding nuclear energy production.

GLOBAL 2003 will include technical sessions in the following topic areas:

Topic 1: Advanced Reactor Concepts

- 1A Supercritical Water Reactors
- 1B Integral Primary System Reactors
- 1C Advanced Pressure Tube Reactors
- 1D Other Advanced Light Water Reactors
- 1E Fast Spectrum Gas Reactors
- 1F Gen IV Very High-Temperature Gas Reactors
- 1G Progress in Gas Reactor Design
- 1H Sodium-Cooled Reactors
- 1I Lead-Cooled Reactors
- 1J Reactors Systems for Transmutation
- 1K Sub-Critical Minor Actinide Burners
- 1L Non-Classical Reactor Concepts

Topic 2: Advanced Fuels and Materials Development

- 2A Coolant/Material Interactions in Advanced Reactor Systems
- 2B Nuclear Fuels for Generation IV Concepts
- 2C Fuels for Minor Actinide Transmutation and Plutonium Burning
- 2D Advances in Nuclear Materials - Ceramics
- 2E Advances in Nuclear Materials - Metal Alloys

Topic 3: Advanced Integrated Fuel Cycle Concepts

- 3A Transmutation in Thermal Reactors
- 3B Transmutation in Fast Reactors
- 3C Sustainable Fuel Cycle Options
- 3D Integrated Fuel Cycle Concepts
- 3E Systems Analyses for Nuclear Futures

Topic 4: Spent Nuclear Fuel Reprocessing

- 4A Current Commercial Reprocessing Experience
- 4B Transplutonium Isotope Separations
- 4C Historical Perspectives on Reprocessing

Topic 5: Advanced Reprocessing Technology

- 5A Advanced Aqueous Processes
- 5B High-Temperature Molten Salt Processes
- 5C Room Temperature Ionic Liquid Applications

Topic 6: Advances in Waste Management Technology

- 6A Improvements in the Vitrification of High-Level Waste
- 6B Advanced Engineered Waste Forms for High-Level Waste
- 6C Engineered Products for Long-Term Storage

Topic 7: Novel Concepts for Repository Development

- 7A Status of the International SNF Storage Initiative
- 7B Novel Approaches for Enhancing Repository Capacity
- 7C Repository Transportation Issues

Topic 8: Nuclear Energy Sustainability

- 8A Nuclear Energy Sustainability Panel Discussion
- 8B International Viewpoints on Nuclear Energy Sustainability

IPEN/CNEN-SP
BIBLIOTECA
"TEREZINE ARANTES FERRAZ"

Formulário de envio de trabalhos produzidos pelos pesquisadores do IPEN para inclusão na
Produção Técnico Científica

AUTOR(ES) DO TRABALHO:

Baptista Filho, B. D.

LOTAÇÃO: CENT

RAMAL: 9285/262

TIPO DE REGISTRO:

art. / períod.:
cap. de livro

Publ. IPEN
Art. conf

. resumo
outros
(folheto, relatório, etc...)

TITULO DO TRABALHO:

Identification of IRIS Reactor Transients
with Self-Organized maps.

APRESENTADO EM: (informar os dados completos - no caso de artigos de conf., informar o título
da conferência, local, data, organizador, etc..)

(GLOBAL 2003 - ANS/ENS International
Winter meeting)

PALAVRAS CHAVES PARA IDENTIFICAR O TRABALHO:

Artificial Neural Networks, surveillance and
diagnosis, IRIS

ASSINATURA:

Dida

DATA: 02/12/2003

03 DEZ 2003